



MT 60 and MEP Shoring Towers

Heavy loads safely supported



 **meva**

MT 60 and MEP shoring tower systems

A tower of strength

Modular shoring towers improve the safety and flexibility of operations on site. The choice of system depends on the slab height and specific shoring function.

With its MT 60 and MEP shoring towers, MEVA offers efficient, intelligent support solutions that are fast and easy to deploy. With all unnecessary parts eliminated, the systems are built from only a few basic components and frame types, thereby streamlining the storage, handling and logistics operations while maximising safety and cost-effectiveness on site.

MEVA – providing support
in every sense





i

Simply smart

- **MT 60 – the system impresses by its built-in safety features and speed of assembly.**
 - Small number of parts
 - Straightforward vertical or horizontal assembly without tools
 - Max. weight approx. 15 kg per individual component
- **MEP – the modular shoring system**
 - Two prop types for shoring heights from 1.85 m to over 21 m
 - Only few basic components – props, extensions and frames – are needed to guarantee high flexibility and adaptability in accommodating diverse layouts.
- **EuMax**
 - Comprehensive prop range for universal application, for extensions between 98 and 550 cm
 - From production certified to DIN ISO 9001
 - Type-tested safety
 - Load capacity of 20 to 40 kN to DIN EN 1065 Class D and E

MT 60 shoring tower system

Built-in speed and safety

Only few standard parts for large tower heights.

With only three frame heights (100, 75 and 50 cm), together with foot and head spindles that are vertically adjustable up to 44 cm and 62 cm respectively, the system can be used for all tower heights up to 18.66 m (in line with type test).

MT 60 is easy to assemble, with no tools needed, and can be relocated as a complete tower unit by crane or on castors. Given that all components are hot-dip galvanised, it not only guarantees maximum safety at any height, but also enjoys a long service life, with a low maintenance and cleaning requirement.

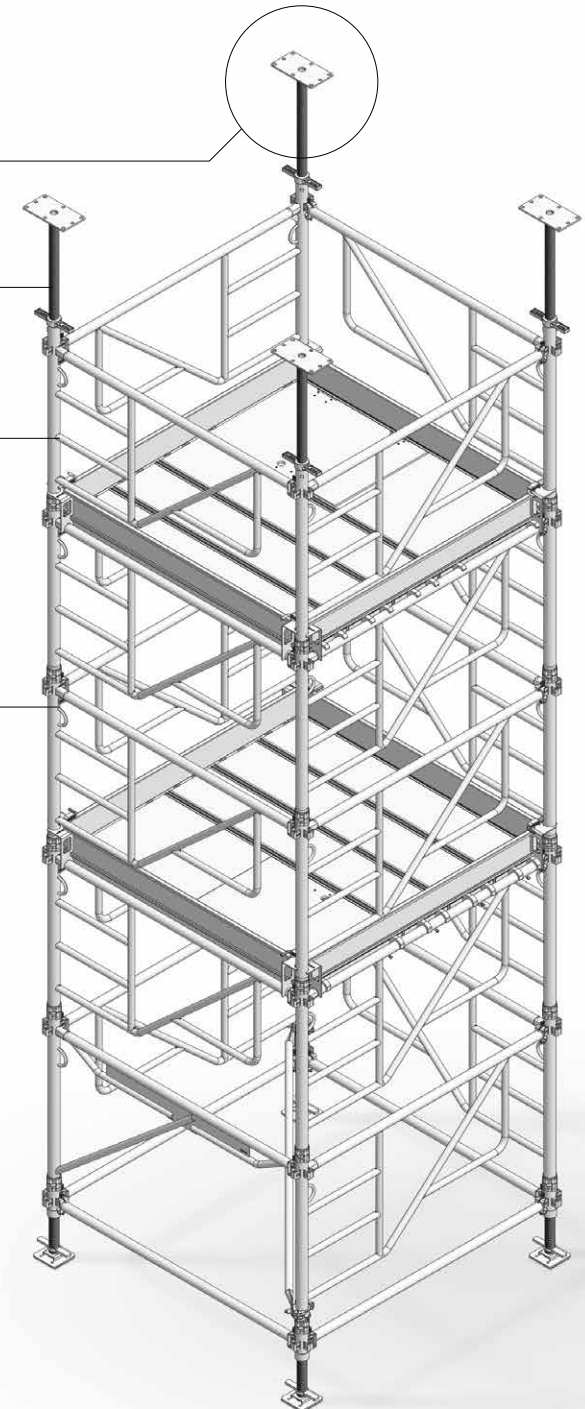
Compatible with all MEVA slab systems

Compatible with MEP shoring tower

Built-in safety throughout assembly, operation and dismantling




Crane eyes integrated in every frame



i

Simply smart

- **A top performer**
 - 60 kN load capacity per leg, for high loads and slab thicknesses up to 71 cm
- **Built-in safety solutions**
 - Safety access ladder in each tower segment
 - Fall protection on all sides of working platform
 - Access hatch
 - Self-locking connections even during assembly
 - Tower planking automatically secured in frame
- **Intelligent MEVA product design**
 - Straightforward vertical or horizontal assembly on ground – without tools, bolts or pins
 - Easy to move as complete tower unit by crane or on castors – crane eyes integrated in every frame
 - Only three frame types for all heights up to 18.66 m: 100, 75 and 50 cm
 - Max. weight approx. 15 kg per individual component



Module connection locked
by simple rotation

MT 60 shoring tower system with MevaDec

System interface with slab


Full compatibility with MevaDec

The MT 60 shoring tower system ensures seamless co-ordination with the slab formwork. The 1.70 x 1.70 m footprint perfectly matches the MevaDec system with the drop-head-beam-panel and primary-and-secondary-beam methods.

The ladders and planking integrated in the tower frame provide safe access to the slab formwork.



MT 60	Width [cm]		
	100	75	50
Basic frame	■	■	■
Access frame	■		

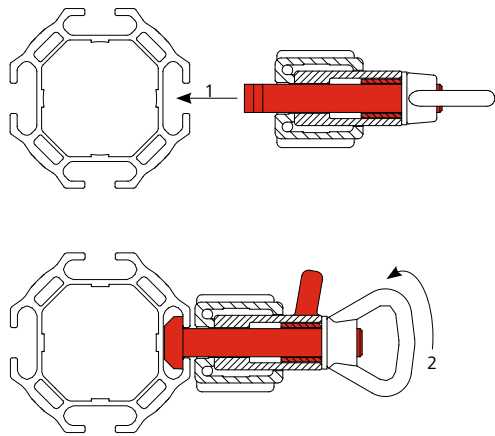


MEP shoring tower system

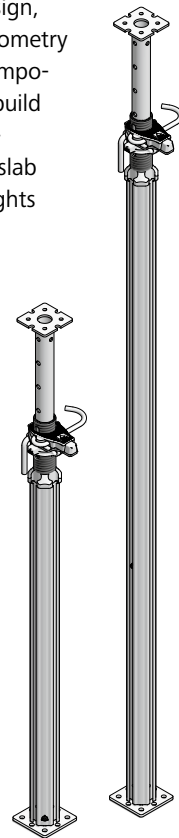
Maximum flexibility

MEVA quality in every detail

For all applications at height. Thanks to its modular design, the MEP system is flexibly adaptable to any building geometry without creating a "forest of props". Only few basic components – props, extensions and frames – are needed to build a stable shoring tower. Allowing flexible vertical adjustment, the system offers the ideal means of supporting slab formwork, slab tables, beams and precast units for heights up to 21 m.



MEP rapid frame connector



MEP props with SAS


Compatible with all MEVA slab systems and MT 60 shoring tower


Few basic components

MEP rapid frame connector for enhanced safety

SAS quick-lowering system

Inner tube extension





SAS

Takes load off prop by hammer blow



Simply smart

→ A top performer

- Versatile system for supporting slab formwork, slab tables, beams and precast units for heights up to 21 m

→ Intelligent MEVA product design

- Few basic components: props, extensions, frames, thereby streamlining storage and logistics
- Inner tube extension adjustable for each individual MEP prop
- MEP rapid frame connector makes safe connections visible at a glance
- Reinforcing frame fitted to MEP prop with rapid connector
- Adjustable cross-braces for all prop spacings from 90 to 300 cm
- MEP tube coupler for fixing at any position on profile
- Calotte support to offset sloping surfaces
- All platforms automatically secured in frames against disengagement
- Lift truck for movement of complete shoring units

→ MEVA lowering system

- The SAS quick-lowering system takes the load off the prop with a single hammer blow.

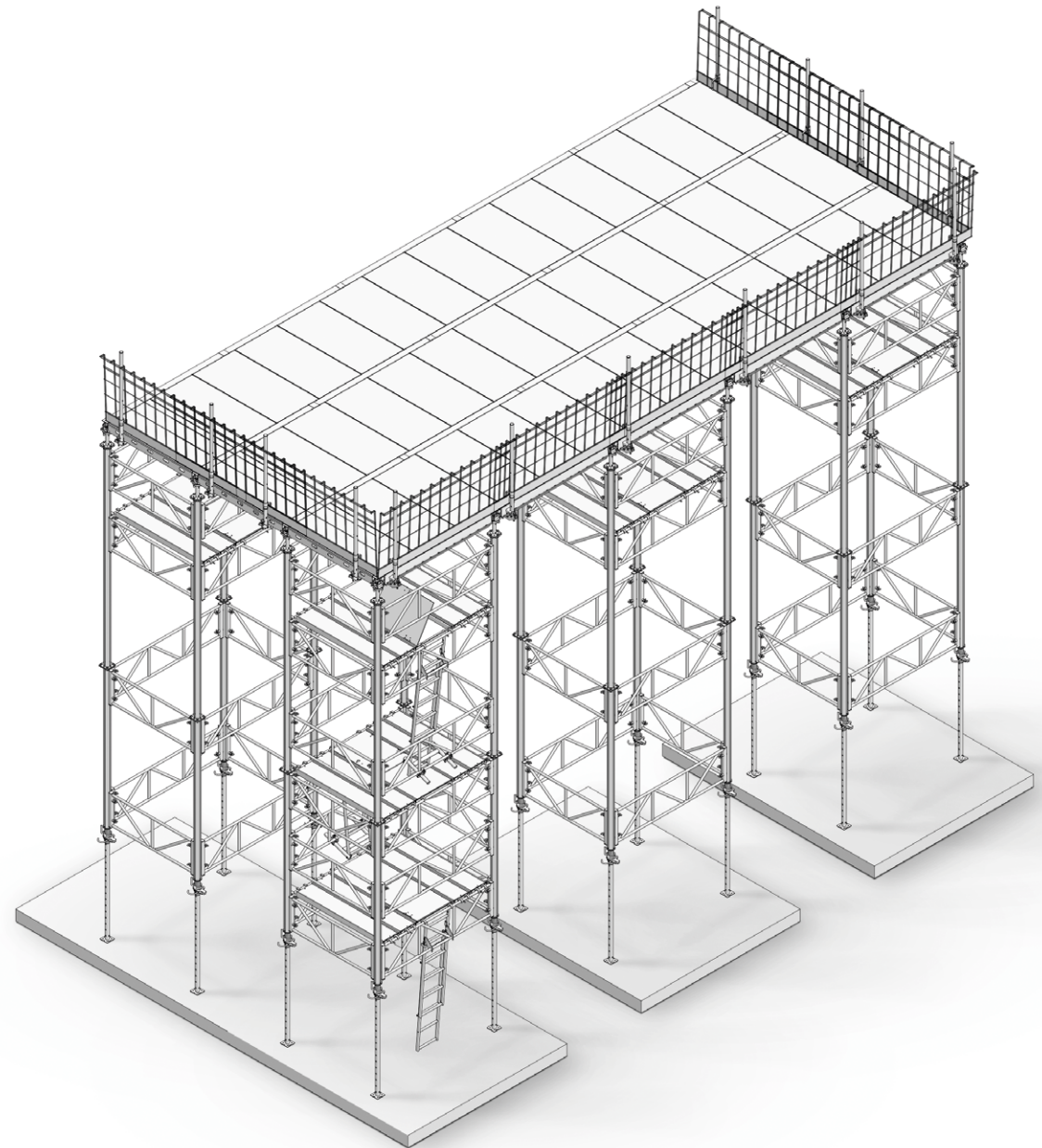
MEP shoring tower with MevaDec

A strong team

Safe access to slab formwork

The greater the clear height, the more cost-effective the deployment of shoring towers becomes. The two MEP props – which can be used independently or in conjunction with reinforcing frames as a shoring tower – provide a seamless interface with slab formwork.

The MEP frames 170 and 220 are perfectly co-ordinated with the MevaDec system sizes. For greater heights, ladders and tower planking facilitate safe access to the slab formwork, thereby allowing formwork assembly and stripping from below.



	MEP props with SAS [cm]		MEP extensions [cm]		
	450	300	360	120	80
Frame width [cm]	330	220	170	110	55
	■	■	■	■	■
	■	■	■	■	■
	■	■	■	■	■
	■	■	■	■	■
	■	■	■	■	■



Reliably supported

EuMax Pro

Extension lengths from 98 cm to 550 cm

EuMax Pro is the strong and comprehensive range of props for all slab formwork systems. The high-quality galvanized props with extension lengths ranging from 98 to 550 cm are manufactured in accordance with DIN ISO 9001 and stand for a high degree of flexibility and type-tested safety. The permissible loading is 20 kN for class D and 30 kN for class E at all extension lengths.

The prop convinces due to its ergonomic design and user friendliness, its long service life thanks to hot-dip galvanisation, its safety features and its easy cleaning. EuMax Pro is compatible with all MEVA slab formwork systems.





The two prop classes (D and E) are easily distinguishable due to their differently shaped end plates.



Simply smart

- Long service life thanks to hot-dip galvanisation, cast adjustment nut
- Props according to DIN EN 1065, nominal loading at all extension lengths (20 or 30 kN)
- Simple length adjustment thanks to numbered adjustment holes in the inner tube, wide fine-adjustment range
- Cranked G hook for ergonomic work
- Hand injury protection: Inner tube protrudes by 10 cm when retracted
- Self-cleaning external thread
- Inner tube secured to prevent it slipping out

Pioneer and trendsetter

More with MEVA

Formwork. Simple. Smart.

A lot of things that are now considered to be standard in the formwork industry were developed by MEVA in Haiterbach. As a trendsetter for the entire industry, we work day in and day out with great élan to make formwork even safer, more efficient and easier to use for the end user. For us, the excellent quality of our products and technology is a matter of course.

We are independent, family-run and committed to the values of a medium-sized company in everything we do. That is why our customers may rightly expect not only technologically superior products but also comprehensive, personal commitment to projects all around the world.

Complex special formwork or economical standard formwork: Our experience and wide range of products make us a service partner with strong consulting skills, even for the sophisticated challenges construction professionals have to master nowadays.

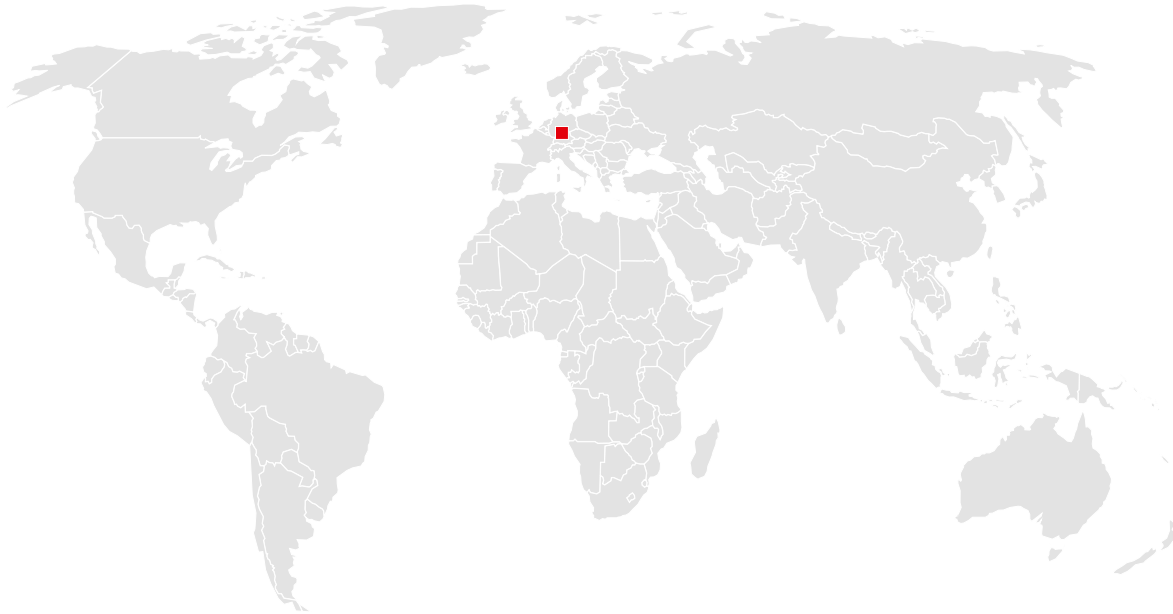
*Formwork.
Simple. Smart.*

▲ meva



You can rely on us wherever you are.

With 40 offices on 5 continents, we are
on the spot wherever you need us.



Headquarters (Germany)

MEVA Schalungs-Systeme GmbH
Industriestrasse 5
72221 Haiterbach
Tel. +49 7456 692-01
Fax +49 7456 692-66

info@meva.net
www.meva.net

Subsidiaries/international bases

AE-Dubai	Tel. +971 4 8042200	LATAM	latam@meva.net
AT-Pfaffstätten	Tel. +43 2252 20900-0	LU-Rodange	Tel. +352 20 283747
AU-Adelaide	Tel. +61 8 82634377	MA-Casablanca	Tel. +212 684-602243
BE-Landen	Tel. +32 11 717040	MY-Perak	Tel. +60 12 5209337
BH-Riffa	Tel. +973 3322 4290	NL-Gouda	Tel. +31 182 570770
CA-Toronto	Tel. +1 416 8565560	NO-Oslo	Tel. +47 67 154200
CH-Seon	Tel. +41 62 7697100	PA-Panama City	Tel. +507 2372222
DK-Holbæk	Tel. +45 56 311855	PH-Manila	Tel. +63 998 5416975
FR-Sarreguemines	Tel. +33 387 959938	QA-Doha	Tel. +974 4006 8485
GB-Tamworth	Tel. +44 1827 60217	SG-Singapore	Tel. +65 67354459
HU-Budapest	Tel. +36 1 2722222	US-Springfield	Tel. +1 937 3280022
IN-Mumbai	Tel. +91 22 27563430		



MEVA Schalungs-Systeme GmbH

Industriestrasse 5 Tel. +49 7456 692-01
72221 Haiterbach Fax +49 7456 692-66
Germany info@meva.net

www.meva.net